



# Guide to Dictionaries

For Professional and Ultimate Editions

# Dictionaries

Welcome to Written Chinese Reader.



六个核桃真的能补脑健脑吗？虚假广告泛滥

Written Chinese Reader 8 - Clipboard

Six walnuts can really boost the brain do? Spread of false advertising: the standard is not clear, and lax law enforcement

six liù	individual gè	walnut hát6 tou4	really jan1 dik1	surname Neng néng	repair bǔ	brain nǎo	healthy jiàn	brain nǎo
六	个	核桃	真的	能	补	脑	健	脑
ma	?	虚假广告	泛滥	:	是	标准	不清	
or hái shì	law enforcement jap1 faat3	not bù	surname Yan yán					
, 还是	执法	不	严					

虚假广告 [虚-廣-]  
heui1 ga2 gwong2 gou3  
① false advertisement

Powered by MLX™ - Bing™

Cantonese-English dictionary

Civil engineering dictionary



钢结构工程

钢结构工程 [鋼結構--]

gāng jié gòu gōng chéng  
① structural steelwork

More for 钢结构工程

Written Chinese Reader is the simple, powerful way to understand and learn Chinese. By selecting Chinese text, you'll have immediate access to over 113,000 words, names, phrases and idioms. With Professional and Ultimate editions, you'll enjoy access to hundreds of thousands of entries in multiple disciplines and languages including:

- Medical and scientific
- Civil engineering (CE)
- Information technology (IT)
- Chinese-German, Chinese-French and Cantonese Chinese-English

You may also create custom definitions with personalized usage notes; a collection of personal definitions is saved into a "dictionary" that may be shared with others.

**Tip:** Professional translators may find it helpful to save client-specific information (names of products and services, key individuals, etc.) into separate dictionaries.

Each time you add a dictionary, Written Chinese Reader integrates the information so you may access it from every popup window (LiveScan, HighlightScan, ClipboardScan) and word list (Lookup, Favorites, History). Installed dictionaries are always instantly available—no Internet connection is required.

# Download and Install

Get dictionaries for Written Chinese Reader.



## Premium Chinese Dictionaries

For Ultimate Edition users, the [Premium Collection](#) includes medical and scientific, information technology (IT) and civil engineering (CE)



## Free Chinese Dictionaries

For Professional and Ultimate Edition users:

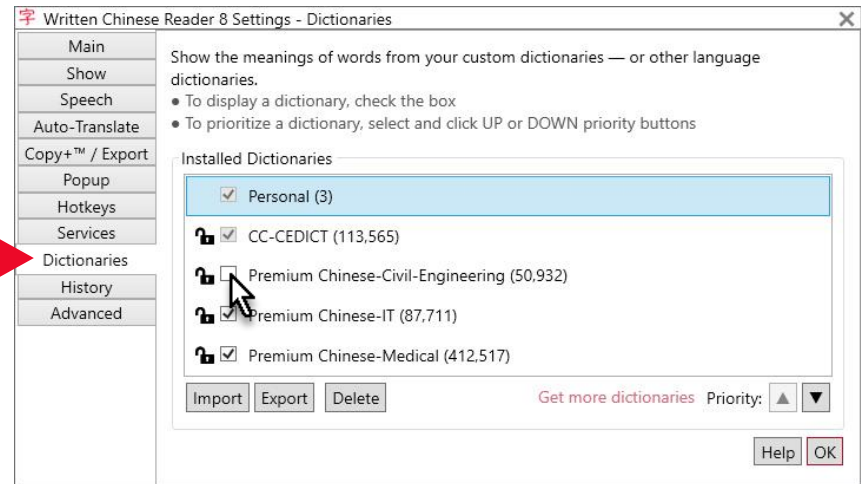
- [Rutgers Basic Chinese](#)
- [Cantonese-English](#)
- [Chinese-French](#)
- [Chinese-German](#)



Download the latest Written Chinese Reader dictionaries from <http://writtenchinese.loqu8.com/resources.htm>

Depending on your browser, click **Run** or **Save File**

- Double-click to install (if necessary)
- Follow the on-screen instructions



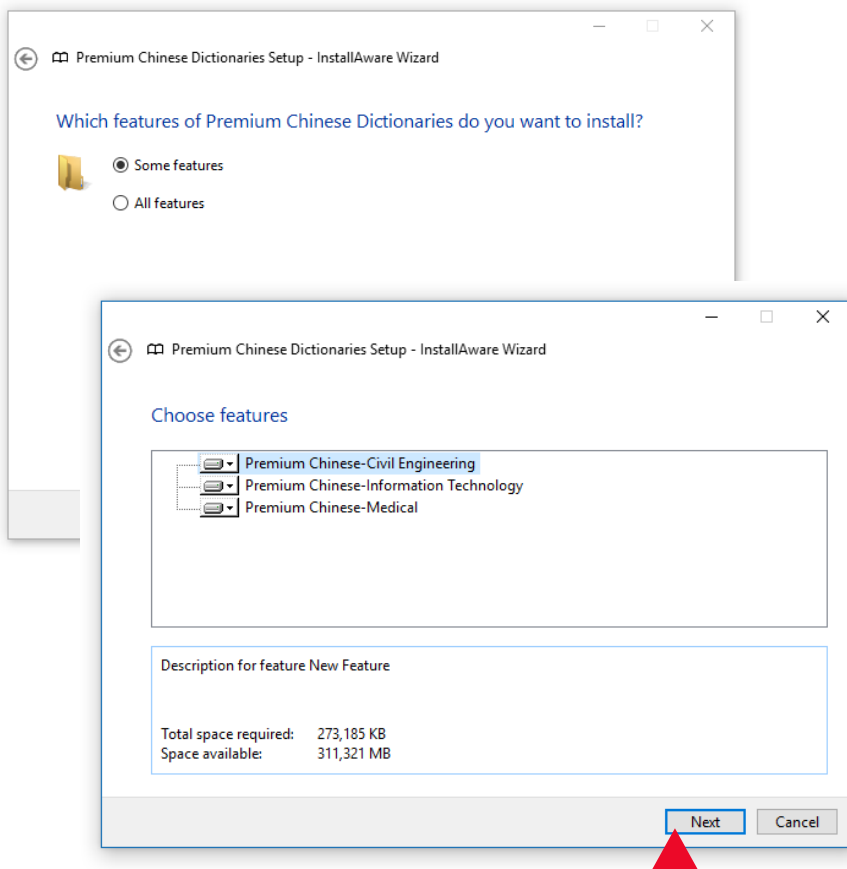
## Enabling Dictionaries

- From Settings, choose Dictionaries
- Enable a dictionary by checking its corresponding box

**Tip:** Disable (uncheck) a dictionary to temporarily hide its definitions.

# Premium Options

Select only the dictionaries you need.



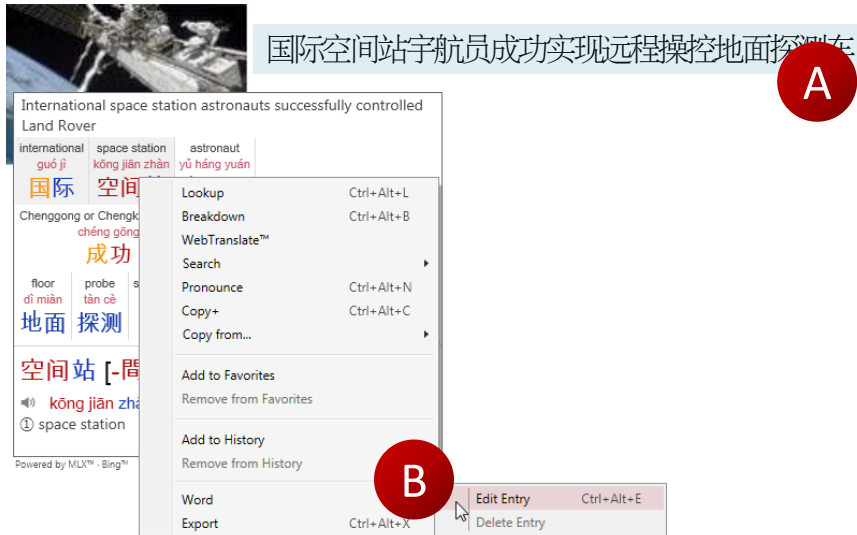
The *Premium Collection* includes a set of three dictionaries. During installation, choose **Some features** and then one or more of the dictionaries:

- A. Premium Chinese-Civil Engineering (CE)
- B. Premium Chinese-Information Technology (IT)
- C. Premium Chinese-Medical

Click **Next** and follow the on-screen instructions.

# Add Custom

Add new words or start your own personal dictionary.

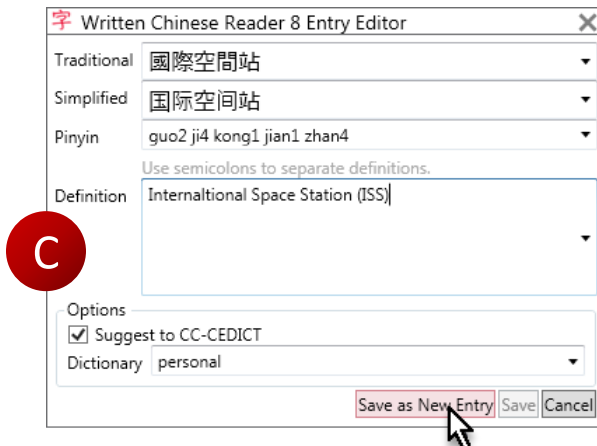


New words, phrases and names are continuously being added to the modern Chinese vocabulary. “Bicycle” was popular years ago, but today it’s car and even international space station (ISS).

Here’s how to add new words to your personal dictionary.

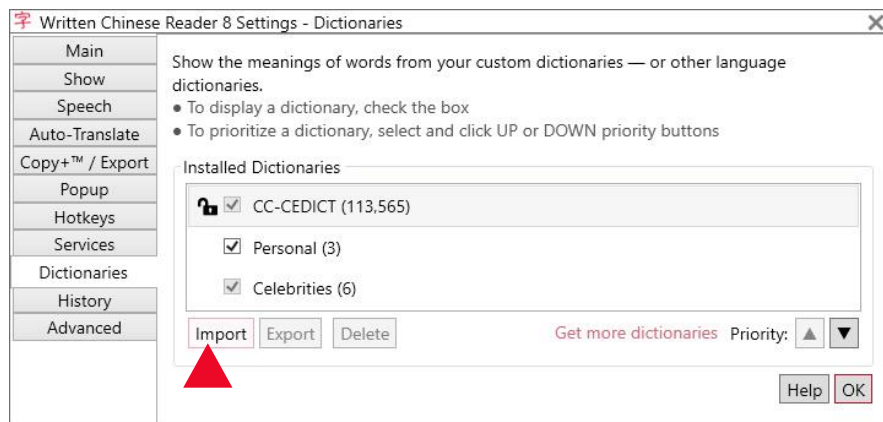
- Highlight Chinese words to open the **HighlightScan** window
- Select the Chinese words you want to define. Right-click and choose **Word > Edit Entry**
- Edit the definition and add usage notes or examples (optional)
- Test your entry by highlighting the Chinese text and see you new definition

Each user created dictionary may have up 250,000 entries.



# Personal Dictionaries

Import, export and delete user created dictionaries.

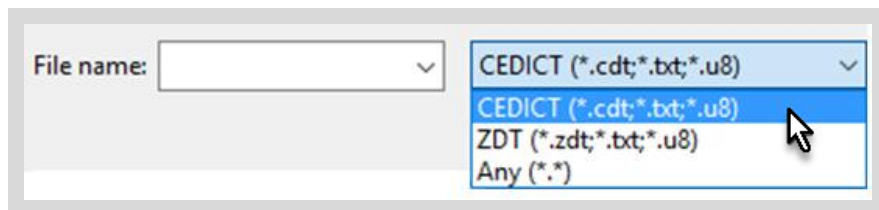


## Importing Personal Dictionaries

- Click **Import**
- Navigate to the folder on your computer to locate dictionary files. Written Chinese Reader can handle CEDICT and ZDT formats

## Exporting and Deleting

- To export a personal (not Premium) dictionary, select and choose **Export**. You may export in CEDICT or ZDT formats.
- To delete a personal (not Premium) dictionary, select and click **Delete**.

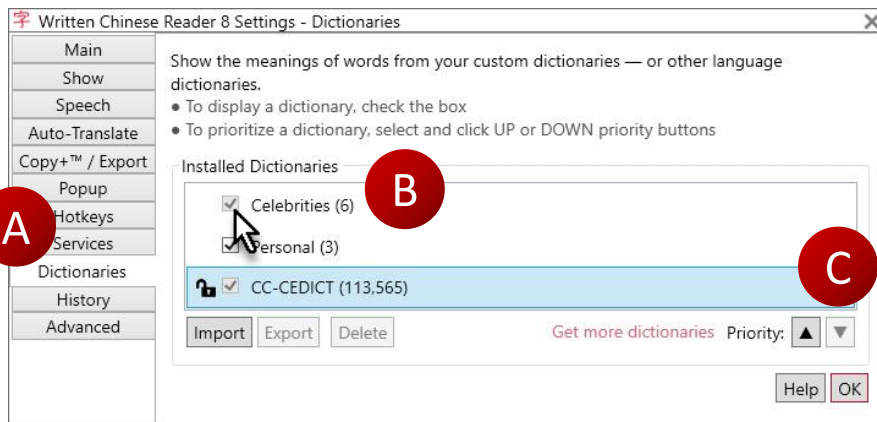


### About File Formats

- CEDICT is the original format used by CC-CEDICT
- ZDT is the format used for Zhongwen Development Tool flashcards. See [zdt.sourceforge.net](http://zdt.sourceforge.net) for details

# Enable and Prioritize

Selectively choose which dictionaries to display.



## Enabling Dictionaries

From Written Chinese Dictionaries' Settings,

A. Choose **Dictionaries** from the list on the left

B. Enable dictionaries by checking the corresponding item

The lock symbol indicates the dictionary is not available. The Premium Collection (Medical, CE, IT) is unlocked only for the Ultimate Edition.

## Prioritizing Dictionaries

Definitions from the dictionaries are displayed in the priority order shown. To adjust priority of definitions shown by clicking UP or DOWN priority buttons



**Dictionary locked.** Purchase a license or upgrade to the Ultimate edition



**Dictionary unlocked** for Professional and Ultimate editions

# Scan

Using LiveScan, HighlightScan or ClipboardScan with multiple dictionaries.



LiveScan, HighlightScan and ClipboardScan will automatically integrate your new dictionaries. Results will appear for any enabled dictionary. When one word or phrases matches multiple dictionaries, the popup window will show all results in the priority order.

Use **Settings > Dictionaries** to enable/disable and set priorities for your dictionaries.

**Tip:** To show the source of any definition, see Settings > Show > Definitions.

- ☒ Definitions
  - ☒ Numbered definitions
    - Use ① instead of semi-colon
  - ☐ Source
    - Show source on hover over definition



# Word Lists

Using Lookup, Favorites and History with multiple dictionaries.



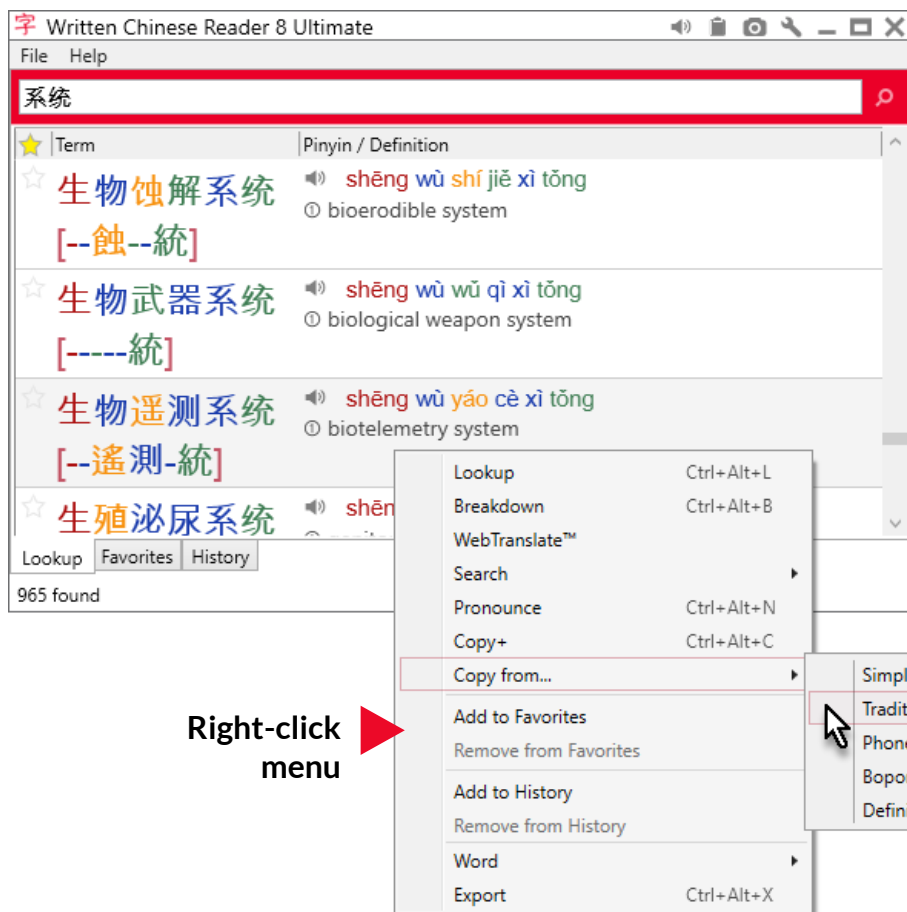
The word lists Lookup, Favorites and History will automatically integrate your new dictionaries.

For example, Lookup **idiom money** and view results from all enabled dictionaries. Results will appear in the priority order.

Use **Settings > Dictionaries** to enable/disable and set priorities for your dictionaries.

# Copy From

Fastest way to enter Chinese into your email, chat or document.



Premium dictionaries are a great enhancement for translators, expatriots and other professionals. With Lookup, search for any combination of English, Chinese or Pinyin and see the results in a word list.

Select one, several (Ctrl+Click) or all (Ctrl+A). Right-click and choose **Copy from**. Select from:

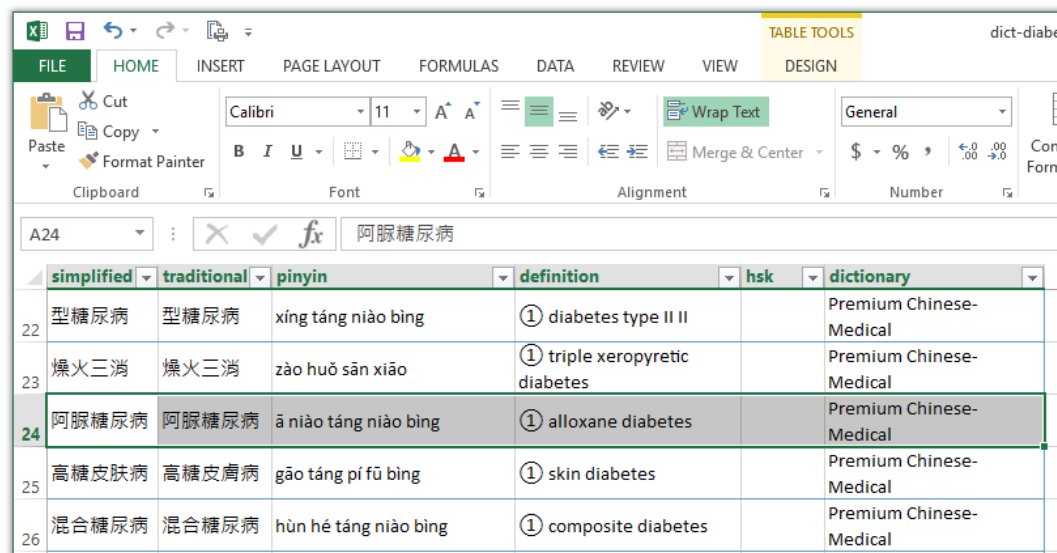
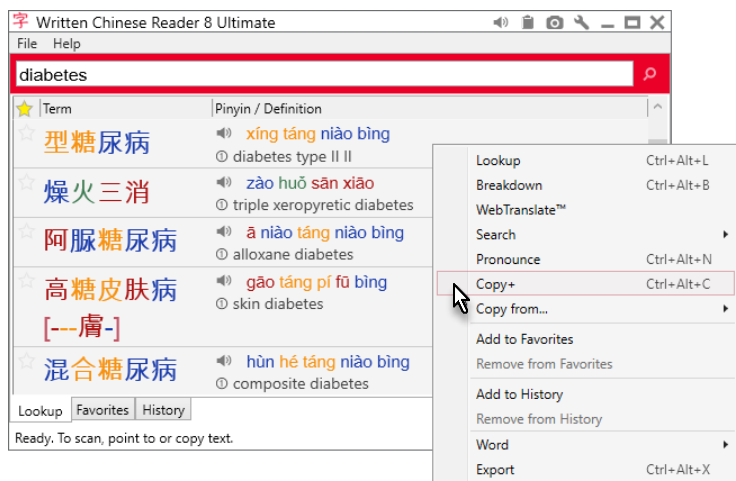
- Simplified Chinese
- Traditional Chinese
- Phonetics (Pinyin)
- Bopomofo
- Definition



To paste into another program, choose Edit > Paste or Ctrl+V.

# Export

Quickly build study sheets of the words you want to learn.



Studying a range of words? Let Written Chinese Reader help you build a **study sheet**.

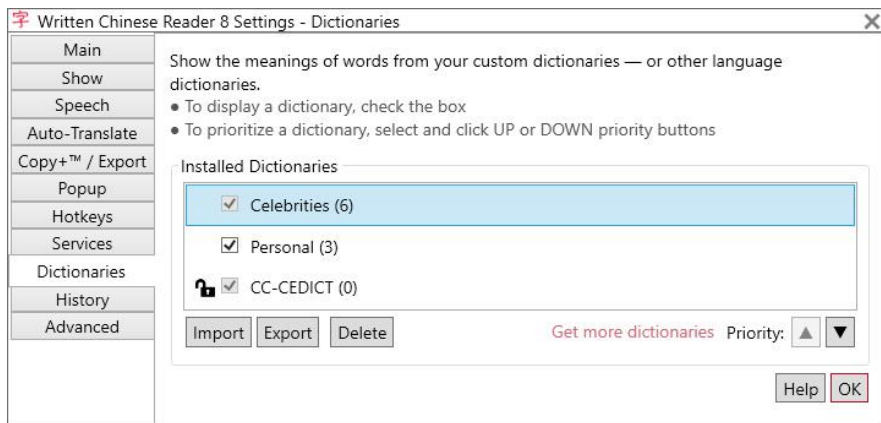
1. Lookup the term(s) you want
2. Select one, several (Ctrl+Click) or all (Ctrl+A)
3. Right-click and choose **Copy+**
4. In Microsoft Word or Excel, choose **Paste**
5. (Optional) Apply table formatting
6. (Optional) Hide or delete any unneeded columns

You'll have a nicely formatted table to print or save to your mobile device (phone, tablet) for quick study or reference.

**Tip:** Do see the keyboard hotkeys in the right-click menus? For example, **Copy+** may be selected from the right-click menu or by pressing Ctrl+Alt+C. It's a fast way to access common functions.

# Hide or Remove Dictionaries

Hide definitions or delete unneeded dictionaries.



## Disable Dictionary

Temporarily stop showing definitions from any dictionary:

1. Select dictionary
2. **Uncheck** the item

## Delete Personal Dictionaries

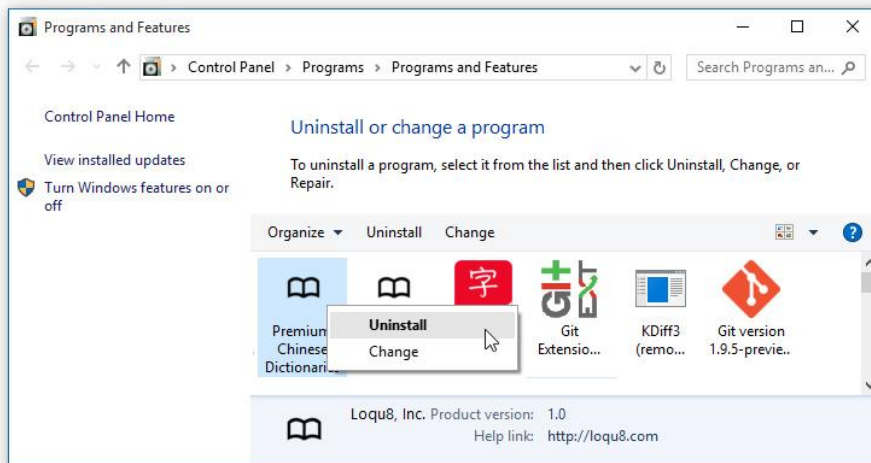
To remove a user created dictionary from the program:

1. Select dictionary
2. Click **Delete**

## Uninstall Other Dictionaries

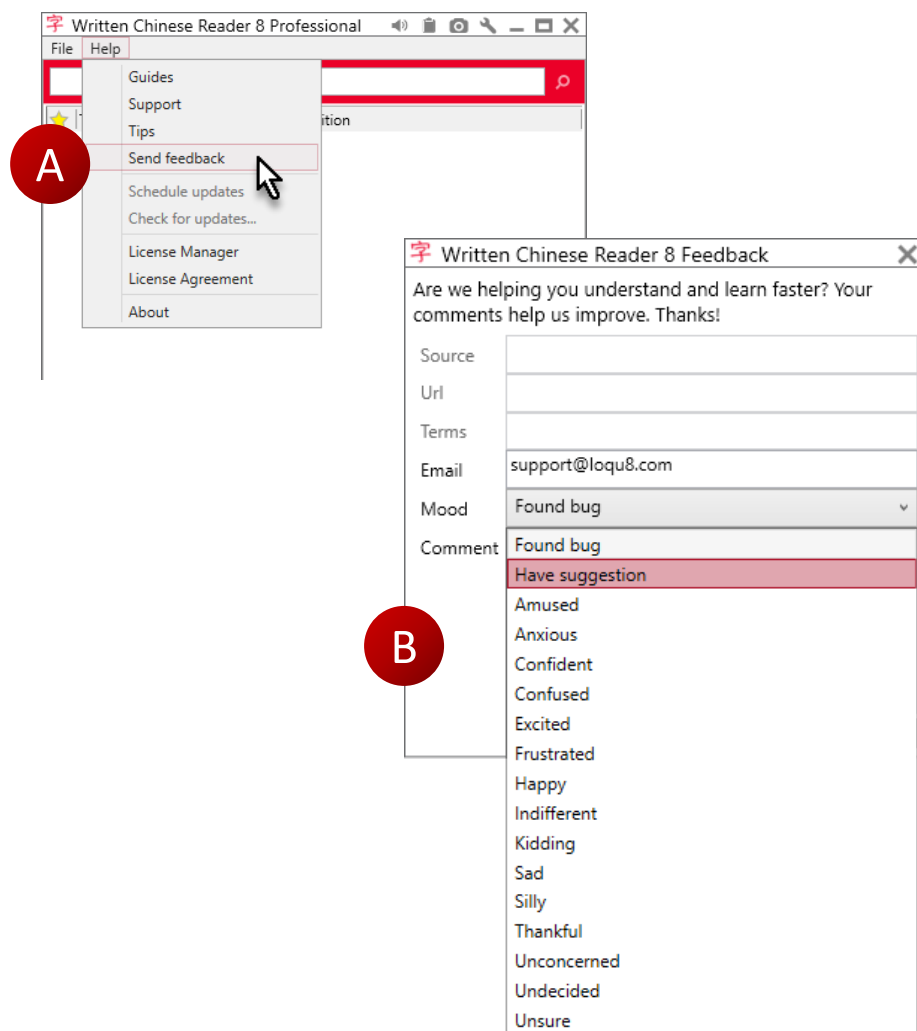
To permanently remove a Premium dictionary from the program and your computer:

1. Open Control Panel and search for **Uninstall**
2. Select a Premium Chinese dictionary
3. Right-click and choose **Uninstall**
4. You will need to restart your computer



# Contact Us

Give feedback or just ask for help.



Get in touch with the Written Chinese Reader team. Give feedback on any issue or ask for assistance.

- A. From the Main window, click **Help**, then **Send feedback**
- B. Complete the form and click **Send**

You will receive a response tailored to your configuration and edition (Preview, Free, Standard, Professional or Ultimate).

# Supported Editions

## Chinese dictionaries

	Free	Standard	Pro	Ultimate
Create/edit words and definitions			●	●
Create/add custom dictionaries			●	●
Cantonese Chinese-English			Download <sup>2</sup>	Download <sup>2</sup>
Chinese-German			Download <sup>2</sup>	Download <sup>2</sup>
Chinese-French			Download <sup>2</sup>	Download <sup>2</sup>
<i>New!</i> Premium Chinese Medical-Scientific			Optional	●
<i>New!</i> Premium Chinese Civil Engineering (CE)			Optional	●
<i>New!</i> Premium Chinese Information Tech (IT)			Optional	●

<sup>2</sup> Cantonese Chinese-English, Chinese-German and Chinese-French dictionaries are free downloads for Pro and Ultimate users.



Guide to

Dictionaries

Email

[support-wc@loqu8.com](mailto:support-wc@loqu8.com)

Website

[writtenchinese.loqu8.com](http://writtenchinese.loqu8.com)

Purchase

[writtenchinese.loqu8.com/buy.htm](http://writtenchinese.loqu8.com/buy.htm)

Support

[writtenchinese.loqu8.com/support.htm](http://writtenchinese.loqu8.com/support.htm)